

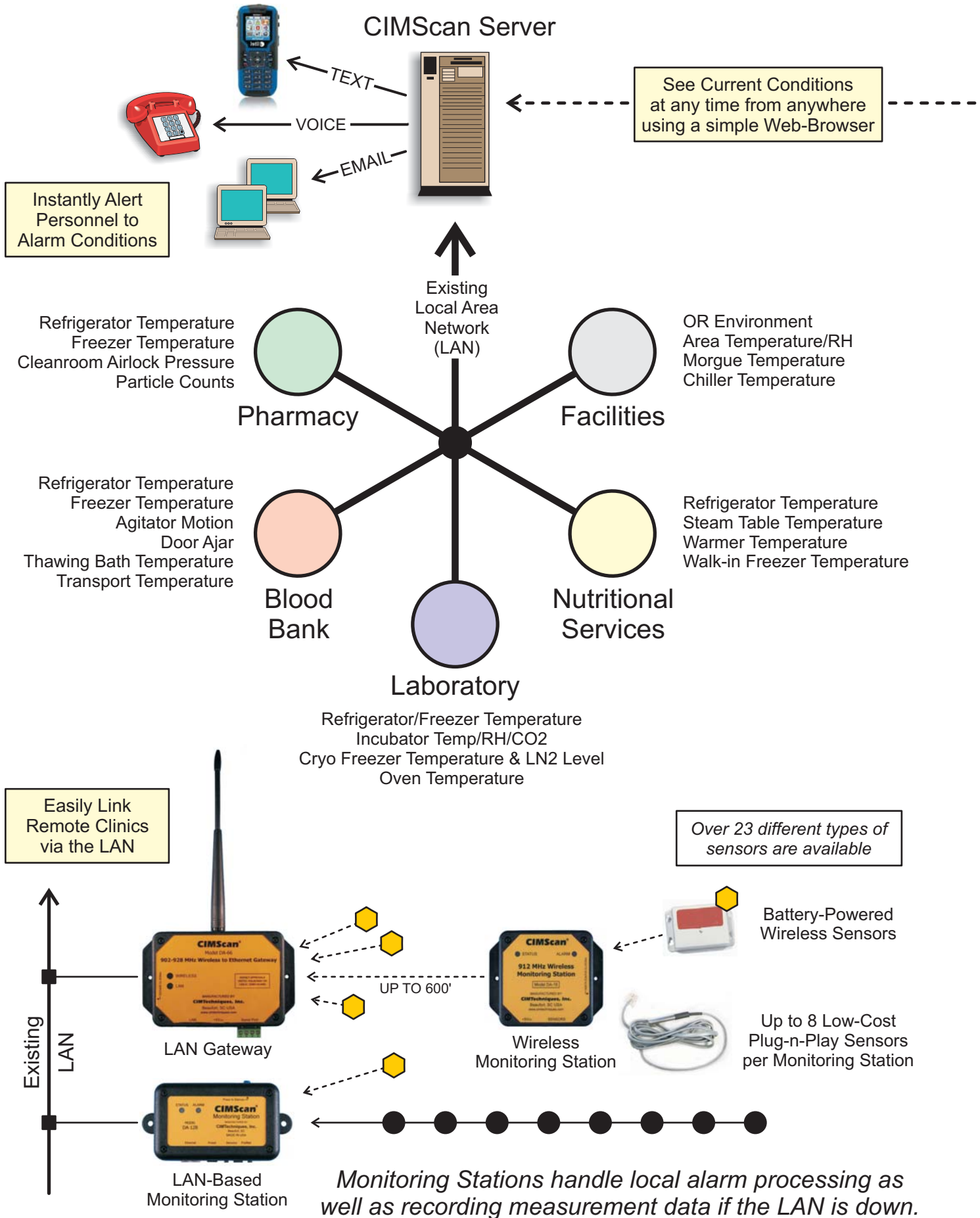
# **CIMScan<sup>®</sup>**

## *Monitoring System for Hospitals*

Meets or exceeds all  
JCAHO, HACCP, FDA,  
AABB, FACT, and other  
agency monitoring and  
reporting requirements

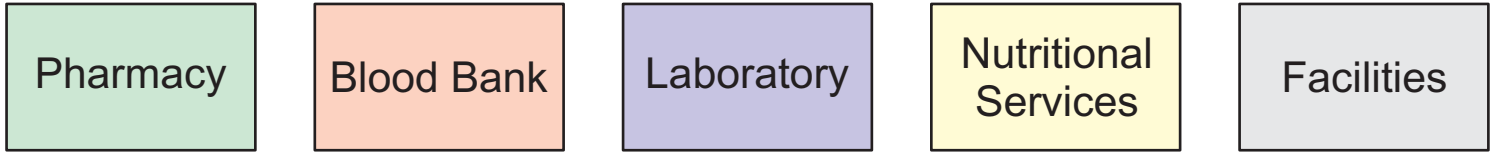
**Wireless**  
**Low Cost**  
**Web-Based**  
**Highly Reliable**  
**User-Configurable**

# One easy to use system handles



# monitoring for the entire hospital

Access your group independently of all others using any web browser.



**CIMScan** Current Measurement Values  
Group: Miter Lab      Status: Normal

Groups	Time Detected	ACK	Location	Name	Alarm Status
	12/05/2006 0720:00	<input type="checkbox"/>	Room 23	Freezer A4	HI Warn -14.5>-20.0
Trend	12/05/2006 0735:21	<input type="checkbox"/>	Room 29	Refrig. B1	HI Alarm 23>5
	12/05/2006 1123:32	<input type="checkbox"/>	Room 31	Freezer G5	Lo Warn -15<-10
Bar Chart	12/05/2006 0823:10	<input type="checkbox"/>	Room 33	Refrigerator J5	Sensor Error

Status	Select	Location	Name	Value	Units	Updated
UP	<input type="checkbox"/>	Room 23	Freezer A1	-80.0	°C	1212:31
UP	<input type="checkbox"/>	Room 23	Freezer A2	-20.0	°C	1212:31
UP	<input type="checkbox"/>	Room 23	Freezer A3	-21.2	°C	1212:31
UP	<input type="checkbox"/>	Room 23	Freezer A4	-14.5	°C	1212:31
HW	<input type="checkbox"/>	Room 23	Freezer A5	23	°C	1208:05
HA	<input type="checkbox"/>	Room 23	Freezer A6	31	°C	1208:06
UP	<input type="checkbox"/>	Room 23	Freezer A7	2.5	°C	1201:10

Acknowledge Alarms with Appropriate Privilege

Alarm List Shows Appliances that Need Attention

AutoCAD or Any Bitmap Background

Current Measurements Always Available

Display Chart for Selected Points

Indicators Quickly Show Current Alarm Status

Click Indicator to Display Trend Chart

Floor Plan with Alarm Indicators

Plot of Values vs. Time (Trend Chart)

Instantly generate stock as well as custom reports for your group.

**CIMScan** Report Generation  
Group: Blood Bank      User: John Tee

Print      Description      Value

Cancel      Start Date/Time      12/01/06 0800

Help      End Date/Time      12/01/06 1700

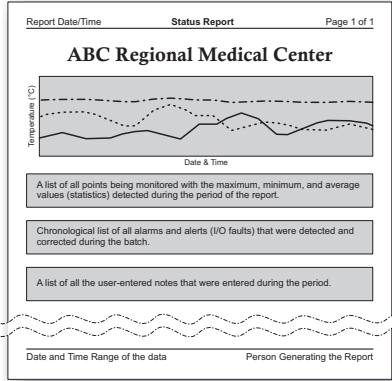
Batch      Report Name      Status

Destination      Printer

Email Address

Copies      1

Send Reports to a Network Printer or via Email



Report Date/Time      Alarm & Event History Report      Page 1 of 1

**ABC Regional Medical Center**

Date/Time	Group + Monitoring Point Name	Fault Description

Date and Time that the alarm was detected, corrected, or acknowledged.

Description of Alarm or Fault Condition

User acknowledgment plus assignable cause and correction made.

Date and Time Range of the data      Person Requesting the Report

**CIMScan systems have been  
used in critical monitoring  
applications for Hospitals,  
Laboratories, Pharmaceutical  
Manufacturing, Aerospace, and  
Nuclear Power for over 15  
years**



## ***CIMTechniques, Inc.***

1215 Prince Street - Beaufort, SC 29902 USA

(800) 246-9456 - (843) 521-9897 - (843) 521-9818 FAX

e-mail: [sales@cimtechniques.com](mailto:sales@cimtechniques.com)

website: <http://www.cimtechniques.com>

© Copyright 2007 by CIMTechniques, Inc., all rights reserved